



# GIVING BY THE LARGEST GRANTMAKERS IN CONNECTICUT

*This first analysis of giving by the 100 largest foundations in Connecticut provides a snapshot of giving for the year 2005. We analyzed 8,084 grants above \$2,000 that amounted to more than \$317.3 million of the \$358.3 million awarded by the top 100 grantmakers in Connecticut. Of the grants analyzed, 4,403 were given to organizations in Connecticut and 3,681 to organizations outside of the state and internationally. Foundations from which information has been gathered include private independent and family foundations, community and other public foundations, and corporate foundations.*

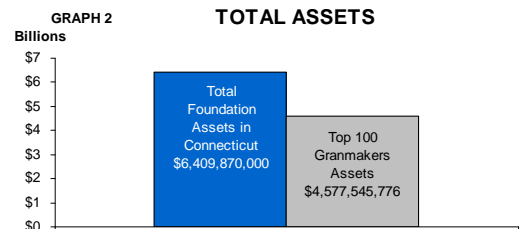
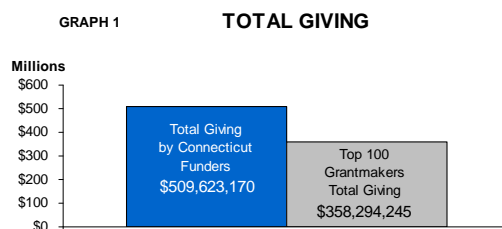
*Key findings about giving by the top 100 Connecticut grantmakers include:*

- *More grant dollars (59%) were given to organizations out of Connecticut than to organizations in the state (41%). However in terms of numbers of grants, slightly more than half of the grants were given to organizations in the state.*
- *Education received the largest share of grant dollars (28%) given by Connecticut funders, followed by human services (26%) and health (15%).*
- *Connecticut tracks with the US in giving to the top issue, education, but differs in the next most supported areas.*

Produced by the Connecticut Council for Philanthropy, this report presents data provided by the Foundation Center, which annually surveys giving trends by state across the nation. Many of Connecticut's top 100 grantmakers also contributed grant data for this project. The research provides insight into two key questions – “to which issues and where geographically is the greatest amount of funding going” and “by whom it is being given.”

### Profile of the 100 largest foundations in Connecticut:

- Gave \$358.3 million or 70% of the total foundation giving of \$509.6 million in 2005. (GRAPH 1)
- Held \$4.6 billion or 72% of the \$6.4 billion in assets. (GRAPH 2)
- Of the total funding given, family and independent foundations combined contributed 55%, corporate foundations gave 28%, community foundations gave 14% and public charities and operating foundations accounted for the remaining 3%.
- Of the total assets (\$4.6 billion) held, family foundations held 37%, followed by independent foundations with 31% and community foundations with 24%.
- Of the \$317.3 million in grant funding analyzed, family and independent foundations contributed 65% or \$208 million, corporate foundations gave 20% or \$64.5 million and community foundations gave 12% or \$37.5 million.



## Distribution of funds compared to giving in the US

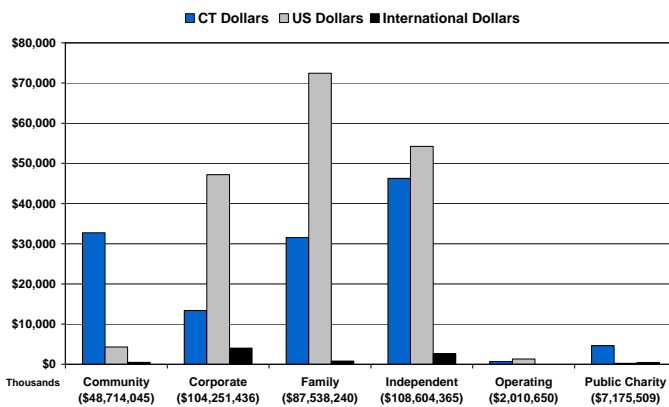
In 2005, there were 1,405 private independent, community and operating foundations, and corporate giving programs and foundations in Connecticut. That is nearly 2% of the more than 71,095 foundations in the US. A total of 92 new foundations were formed in Connecticut in 2005.

### Findings of the grants analyzed:

- When looking at the geographic distribution of the top 100 Connecticut grantmakers, we see that more dollars, \$188.1 million, left the state than stayed in the state, \$129.2 million. However the majority of grants, 54%, (4,403) were made in Connecticut. Recipients in the state of New York received 14% of the grants (1,138); the remaining 32% went to other states. (Note: At the same time, another survey by the Foundation Center reported 40 foundations outside Connecticut provided over \$169 million in grants to Connecticut nonprofit organizations.)
- Both the largest dollar amount and number of grants by corporate (\$51.2 million and 699 grants) and family (\$73.2 million and 1,299 grants) foundations were sent out of Connecticut. (GRAPH 3)
- Community foundations gave both the largest dollar amount and number of grants in Connecticut. (\$32.7 million and 1,712 grants) (GRAPH 4)
- Connecticut organizations received 41% of the funding (\$129,237,387).
- Out-of-state organizations received 56% (\$179,745,219); international organizations received 3% of the funding (\$8,321,246).

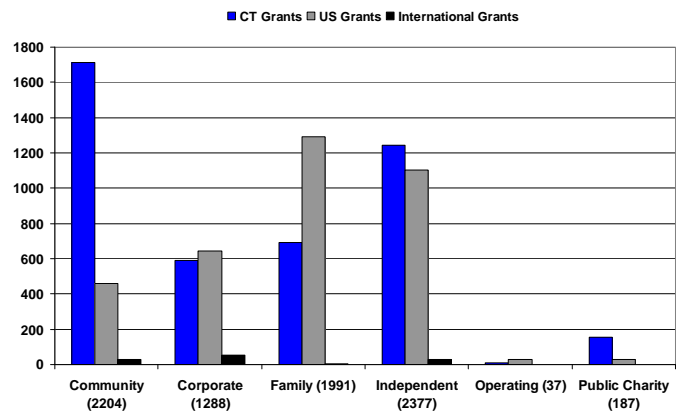
GRAPH 3

Grant Dollars Awarded by Location



GRAPH 4

Grants Given by Location

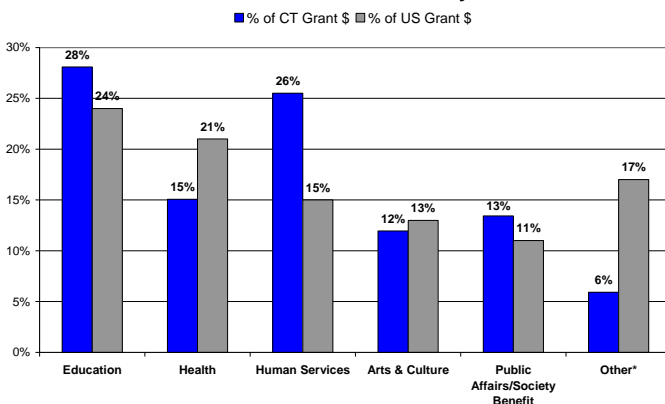


When comparing the distribution of dollars by issue area in Connecticut to those in the United States, we see some consistencies and differences.

- Education received the largest percentage of the dollars both in Connecticut (28%) and the United States (24%). (GRAPH 5)
- The percentage of dollars given differs when you look at the second and third most supported areas. In Connecticut, it is Human Services (26%) and then Health (15%) where the national funders gave the higher percentage to Health (21%) and then Other (17%). (GRAPH 5)

When looking at the percentage of grants given, Connecticut tracks more closely to the national distribution. (GRAPH 6)

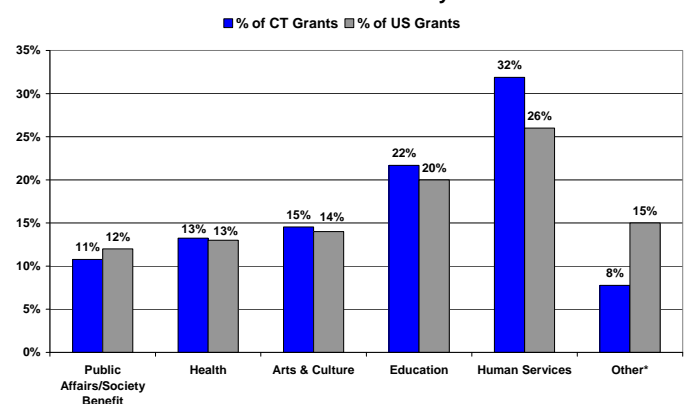
Percent of Grant Dollars Given by Issue



GRAPH 5

\*Includes Environment & Animals, International Affairs, Religion, Science & Technology and Social Sciences

Percent of Grants Given by Issue



GRAPH 6

## Comparison of top 100 grantmakers funding within Connecticut

When looking at the \$129,237,387 in grant dollars distributed to Connecticut nonprofit organizations, key findings include: (GRAPH 7)

- The largest amount of funding (\$51,886,058) went to Hartford County nonprofit organizations with Fairfield County second with \$35,789,114
- Windham County received the least amount of grant dollars at \$553,799
- Education received the most dollars in Connecticut (\$36,306,416) and was the priority issue in six of the eight counties
- Human Services received the second most dollars (\$32,975,936) and was the priority issue for one county (Hartford) and the second most supported issue in five of the other counties.
- Health received the third most dollars (\$19,480,708) and was the priority issue in Litchfield County, second in Tolland and the third priority for four other counties.

When looking at the number of grants:

- Human Services received the most (1,404) in six of eight counties and received the second most grants (36) in the remaining two counties
- Education received the second largest number of grants (955) in the state.

When looking at the top 100 grantmakers:

- The largest number are located in Fairfield County (56) followed by Hartford County (24) and New Haven County (13).

CHART 7

ISSUE TYPE	GRANT DOLLARS RECEIVED BY COUNTY FROM TOP 100 GRANTMAKERS								
	FAIRFIELD	HARTFORD	LITCHFIELD	MIDDLESEX	NEW HAVEN	NEW LONDON	TOLLAND	WINDHAM	TOTAL BY ISSUE
Arts & Culture	\$ 2,142,980	\$ 8,990,790	\$ 703,500	\$ 173,000	\$ 2,352,792	\$ 1,073,700	\$ 20,000	\$ -	\$ 15,456,762
Education	\$ 10,208,072	\$ 5,751,241	\$ 642,523	\$ 1,026,929	\$ 11,988,979	\$ 2,891,548	\$ 3,572,075	\$ 225,049	\$ 36,306,416
Environment & Animals	\$ 777,940	\$ 368,192	\$ 114,500	\$ 134,400	\$ 530,460	\$ 141,000	\$ 159,500	\$ -	\$ 2,225,992
Health	\$ 6,443,709	\$ 8,629,994	\$ 1,193,798	\$ 293,400	\$ 2,292,856	\$ 284,881	\$ 278,320	\$ 63,750	\$ 19,480,708
Human Services	\$ 6,982,097	\$ 18,671,157	\$ 643,119	\$ 867,253	\$ 4,745,394	\$ 707,076	\$ 142,340	\$ 217,500	\$ 32,975,936
International Affairs	\$ 1,524,000	\$ 77,700	\$ -	\$ -	\$ 33,500	\$ -	\$ -	\$ -	\$ 1,635,200
Public Affairs - Society Benefit	\$ 5,795,573	\$ 8,446,331	\$ 277,509	\$ 110,500	\$ 2,266,319	\$ 411,397	\$ 12,000	\$ 47,500	\$ 17,367,129
Science & Technology	\$ 95,000	\$ 59,940	\$ -	\$ -	\$ 60,000	\$ 4,400	\$ -	\$ -	\$ 219,340
Social Sciences	\$ -	\$ 11,177	\$ -	\$ -	\$ 55,000	\$ -	\$ -	\$ -	\$ 66,177
Religion	\$ 1,802,243	\$ 852,836	\$ 75,110	\$ -	\$ 638,838	\$ 52,000	\$ 35,000	\$ -	\$ 3,456,027
Not classified	\$ 17,500	\$ 26,700	\$ 3,500						\$ 47,700
<b>TOTAL GRANT DOLLARS RECEIVED</b>	<b>\$ 35,789,114</b>	<b>\$ 51,886,058</b>	<b>\$ 3,653,559</b>	<b>\$ 2,605,482</b>	<b>\$ 24,964,138</b>	<b>\$ 5,566,002</b>	<b>\$ 4,219,235</b>	<b>\$ 553,799</b>	<b>\$ 129,237,387</b>

## Listing of Connecticut's top 100 grantmakers by rank

The total of all foundation giving in Connecticut for the year 2005 was \$509.6 million of which the top 100 grantmakers gave 70% or \$358.3 million. The combined assets for all foundations in the state was \$6.4 billion of which the top 100 grantmakers shown in the list below held \$4.6 billion or 72%.

CHART 8

RANK	NAME	TOTAL GIVING	TOTAL ASSETS	RANK	NAME	TOTAL GIVING	TOTAL ASSETS
1	Hartford Foundation for Public Giving	24,763,885	664,546,568	51	The Daphne Seybolt Culpeper Memorial Foundation, Inc.	838,900	17,389,563
2	Smith Richardson Foundation, Inc.	16,781,745	498,683,646	52	The Hartford Courant Foundation, Inc.	684,125	17,063,393
3	The Community Foundation for Greater New Haven	12,847,458	245,930,290	53	The Perrin Family Foundation	800,215	16,922,874
4	The Educational Foundation of America	12,748,546	227,466,362	54	Elmina B. Sewall Foundation	1,366,500	16,919,474
5	The Smart Family Foundation	10,042,567	180,080,927	55	The Katharine Matthies Foundation	815,650	16,847,226
6	The Melville Charitable Trust	6,885,275	151,683,725	56	The David, Helen, and Marian Woodward Fund-Watertown	782,350	16,584,055
7	The Louis Calder Foundation	6,572,550	147,799,970	57	The Tauck Foundation	711,565	16,479,132
8	Connecticut Health Foundation, Inc.	4,534,070	140,473,764	58	The Oaklawn Foundation	696,500	16,201,589
9	The ZOOM Foundation	4,000,000	115,871,942	59	The William & Alice Mortensen Foundation	608,816	16,026,419
10	William Caspar Graustein Memorial Foundation	3,665,468	106,293,885	60	The Tyrrell Foundation, Inc.	2,775,780	16,024,198
11	Emily Hall Tremaine Foundation, Inc.	3,613,005	90,781,935	61	Lawson Valentine Foundation	665,550	14,604,771
12	American Savings Foundation	3,283,274	82,679,249	62	Lone Pine Foundation, Inc.	2,531,056	14,319,353
13	Royce Family Fund	3,352,403	81,066,944	63	The Goergen Foundation, Inc.	700,574	13,859,747
14	The William H. Pitt Foundation, Inc.	3,149,830	73,654,232	64	The Lehman Institute	2,010,650	13,024,359
15	Jewish Community Foundation of Greater Hartford	2,412,630	68,647,983	65	Annette Heyman Foundation, Inc.	2,195,475	12,461,963
16	Fairfield County Community Foundation, Inc.	7,011,130	66,136,087	66	Alex G. Nason Foundation, Inc.	743,100	12,068,174
17	Donaghue Medical Research Foundation	4,677,418	65,152,015	67	Saybrook Charitable Trust	688,500	11,789,974
18	Belgian American Educational Foundation, Inc.	2,636,580	63,509,354	68	Andrew J. & Joyce D. Mandell Family Foundation, Inc.	678,320	10,928,677
19	The Maximilian E. & Marion O. Hoffman Foundation, Inc.	2,589,084	60,085,984	69	The Jean and David W. Wallace Foundation, Inc.	4,133,950	9,627,523
20	The Tow Foundation, Inc.	1,310,142	56,833,607	70	Marsha Lilien Gladstein Foundation	1,086,402	9,273,035
21	Universal Health Care Foundation of Connecticut, Inc.	1,303,115	51,635,029	71	The Olson Foundation	867,000	8,280,695
22	The Hartwell Foundation	2,400,000	51,444,258	72	Doty Family Foundation	670,454	8,182,585
23	Aetna Foundation	9,020,035	50,648,905	73	The Rhoda & David Chase Family Foundation, Inc.	3,224,107	7,403,988
24	NewAlliance Foundation	12,124,470	49,464,235	74	Carl and Dorothy Bennett Foundation	729,672	7,356,581
25	The Catherine and Henry J. Gaisman Foundation	1,013,870	49,183,333	75	Deloitte Foundation	3,902,494	6,970,259
26	Seedlings Foundation	3,558,516	48,656,251	76	The TWS Foundation	1,126,929	6,675,390
27	The Connecticut Community Foundation	1,468,889	46,215,675	77	Steven A. and Alexandra M. Cohen Foundation	8,030,670	6,059,330
28	SBM Charitable Foundation, Inc.	1,693,390	43,411,533	78	William & Lynda Steere Foundation	2,791,233	6,058,789
29	The Elinor Patterson Baker Foundation	1,455,500	43,329,341	79	The Phoenix Foundation, Inc.	1,078,557	6,055,532
30	Robert R. Young Foundation	3,931,785	41,524,903	80	Daniel P. and Grace I. Tully Charitable Trust	1,297,600	5,861,145
31	The Jane Coffin Childs Memorial Fund for Medical Research	3,213,891	40,112,466	81	Walter J. Berbecker and Lille A. Berbecker Scholarship Fund	750,000	5,021,064
32	The Greater Bridgeport Area Foundation, Inc.	1,030,213	39,936,927	82	William H. Prusoff Foundation	1,141,000	4,840,043
33	The Frank Loomis Palmer Fund	1,176,770	33,121,545	83	Theodore & Vada Stanley Foundation	5,203,000	4,630,902
34	Community Foundation of Greater New Britain	501,770	30,108,373	84	The Tudor Foundation, Inc.	5,828,000	4,319,392
35	The Diebold Foundation, Inc.	1,309,100	29,966,252	85	GE Foundation	70,635,496	3,677,622
36	Say Yes to Education, Inc.	4,120,981	29,774,781	86	The Macauley Foundation, Inc.	1,364,900	2,519,898
37	Henry E. Niles Foundation	1,591,207	29,679,951	87	Cheryl Chase & Stuart Bear Family Foundation, Inc.	1,190,519	2,248,469
38	The Ettinger Foundation, Inc.	1,584,917	26,677,009	88	The Niblack Foundation	2,366,450	2,174,966
39	The Community Foundation of Southeastern Connecticut	1,090,700	26,212,193	89	The ALFA Foundation	852,000	1,927,169
40	Dalio Family Foundation, Inc.	3,861,518	25,633,846	90	Near and Far Aid Association, Inc.	823,184	1,573,235
41	Laura J. Niles Foundation	1,353,790	23,963,276	91	The Stephen & Sandra Waters Foundation	1,179,000	1,437,106
42	The Huisling Foundation, Inc.	1,040,000	22,371,951	92	The Sage Foundation, Inc.	2,725,168	1,335,932
43	J. Walton Bissell Foundation, Inc.	1,071,500	21,455,107	93	The Robbins Family Foundation, Inc.	738,513	1,293,162
44	The Chester W. Kitchings Foundation	1,167,586	21,096,674	94	Marvin Lender Family Foundation, Inc.	664,500	1,242,950
45	Lingnan Foundation	859,567	19,906,594	95	The Vranos Family Foundation	1,134,154	714,908
46	The Bauer Foundation	935,500	19,824,316	96	Northeast Utilities Foundation, Inc.	1,383,247	658,170
47	The Ensworth Charitable Foundation	741,590	19,270,613	97	The Ivan Seidenberg Foundation	925,702	561,788
48	The Richard and Hinda Rosenthal Foundation	725,001	19,051,221	98	Fox Family Foundation	827,350	371,918
49	Robert Leet Patterson & Clara Guthrie Patterson Trust	1,000,000	19,011,352	99	Barnes Group Foundation, Inc.	1,063,163	37,549
50	Boehringer Ingelheim Cares Foundation, Inc.	2,456,824	18,549,163	100	The Xerox Foundation	2,587,150	24,198
<b>TOTAL TOP 100 GRANTMAKERS</b>						<b>\$ 358,294,245</b>	<b>\$ 4,576,545,776</b>

Produced by the Connecticut Council for Philanthropy, the data forming the basis of this report was provided by the Foundation Center. This research was supported by Aetna Foundation, The Melville Charitable Trust and the Nellie Mae Education Foundation.

The Connecticut Council for Philanthropy is a statewide association of grantmakers committed to promoting and supporting effective philanthropy in Connecticut. The Council works to leverage the knowledge and assets of its members, promote and advance grantmaking practices and communicate the impact of philanthropy.

The work of the Council benefits its members as well as the larger grantmaking community, the nonprofit community, and ultimately, the public, which benefits from the services provided by grant-funded nonprofit organizations.