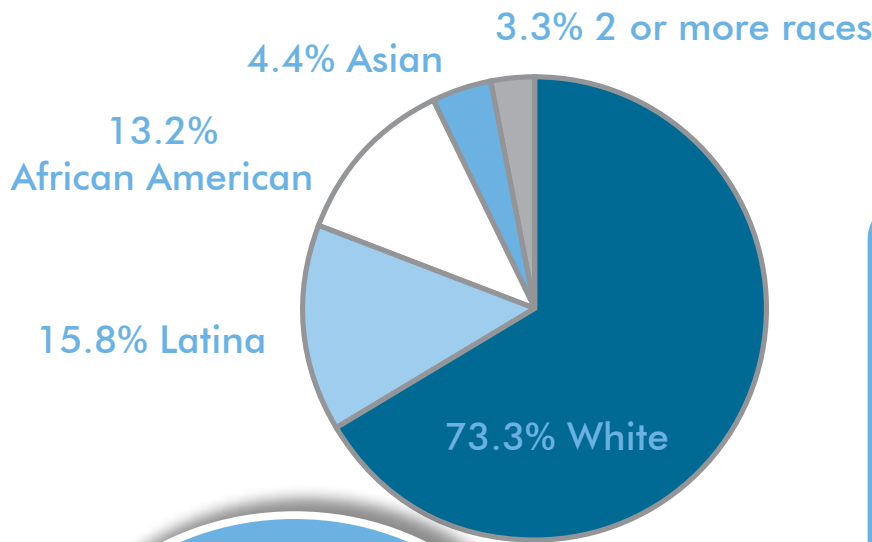


Who are the Women and Girls of Hartford County?

SNAPSHOT The Aurora Report: DEMOGRAPHICS

DIVERSITY Hartford County has greater racial and ethnic diversity than the state.



893,504
Total Population for
Hartford
County

461,499
are female

=52%
of the
population

Females by Age in Hartford County

Age	% of Female Population
19 and Under	25%
20-44	31%
45-64	29%
65-74	7%
75 and older	15%


Females as compared to males of same race in Hartford County

Race	# of Females	% Female as compared to males of same race	Median Age
African American	62,170	52.2%	34
Asian	19,241	51%	31
Latina	70,220	51%	28
White	334,900	52%	45

41.5
Median age
of females
in Hartford
County

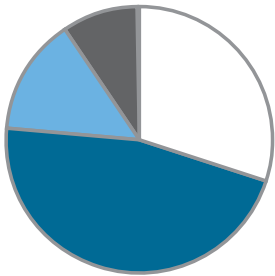
Females in Hartford County are **more than twice as likely to be the single head of a family** household as compared to males.

2X = 15.25%
of all households



8.7%
of all households are female-headed with children under the age of 18.

Of females over 15 in Hartford County



- 30.2% were never married
- 46.4% were currently married
- 14.1% were separated or divorced
- 9.3% were widowed

11,500
number of women between 15 and 50 yrs of age who gave birth in the past year.

41.5%
were not married

EMERGING POPULATIONS
in Hartford County



ASIAN

20,500 women and girls

70% identify as Indian, Vietnamese and Chinese Americans

65% growth in population since 2000

Median age **32** yrs

West Hartford, East Hartford and Hartford are cities with the highest Asian representation in the County. All 3 cities are in the top ten CT cities with the highest Asian representation.

LATINA

72,425 women and girls

69% identify as Puerto Rican, **7%** Mexican **6%** Peruvian

37% growth in population since 2000

Median age **28** yrs

Hartford, East Hartford and New Britain are cities with the highest Latina representation in the County. Hartford has the highest Latina representation in the state.

32.5% of Latinas are under the age of 18

6% of Latinas are 65 and older as compared to 16.8% in the general population

LANGUAGE in Hartford County

1 in 4 people speak a language other than English at home.

75.7% speak English at home